

Summary Crop Statistics

Area, Yield Rates and Productions of Minor Crops 2019-20 and 2020-21

Crops	2019-20			2020-21		
	Area Acres	Per acre Yield (Kg)	Production M.Tons	Area (Acres)	Per acre Yield (Kg)	Production M.Tons
1	2	3	4	5	6	7
01. CEAREALS:						
Barley	361.68	343.81	124.35	460.62	378.01	174.12
Jower (winter)	63	492	31	44.50	486.97	21.67
Jower (summer)	101	455	46	90	467	42.01
Maize (winter)	973168	3625	3528029	979210.77	3639.33	3563674.38
Maize (summer)	192426	2532	487277	206440.73	2677.59	552764.08
Total maize	1165594	3444.86	4015306	1185652	3471.88	4116438
Cheena & Kaon	1300.55	357.49	464.93	1988.67	473.68	942
Binnidana	9.10	531.87	4.84	22	485.45	10.68
02. PULSES:						
Gram	11447.75	431.71	4942.09	11318.37	442.53	5008.77
Arhar	1104.1	415.42	458.66	1106	428.98	474.34
Masur	349109	508	177354	360699	514	185500
Motor	20591	426	8777	18501	435.22	8051.97
Mung	108742	341	37054	109304.77	376.83	41189.26
Mashkalai	90105.5	379.74	34217	100333.96	372.20	37344.18
Khesari	272498	439	119548	286335.29	456.21	130629.34
Fallon	26820	549	14721	30231.53	531.99	16083.02
Garikalai	1800.97	326	587.82	1421.10	304.83	433.20
03.OIL SEEDS (Edible):						
Til (winter)	7908	408	3224	7983.24	431.66	3446.07
Til (summer)	75260	380	28562	77764.11	372.77	28988.01
Mustard (Local &HYV)	763855	469	358249	814288.54	487.04	396594.28
Groundnut (winter)	71520	756	54085	77003.85	773	59524.64
Groundnut (summer)	9308	734	6829	9339.31	773.16	7220.77
Soyabean	151407	692	104761	142447	640.07	91176.59
Sunflower	3330.47	434.98	1448.70	3951.88	507.66	2006.20

RAM

RS

OIL SEEDS (Non-Edible):	10156.22	304.66	3094.22	12869.78	290.23	3735.15
Lin Seed (Tishi)						

Crop	2019-20					2020-21				
	Area under garden (acre)	Average Yield per fruit bearing tree (Kg.)	Production		Total Production (M. Tons)	Area under garden (acre)	Average Yield per fruit bearing tree (Kg.)	Production		Total Production (M. Tons)
			In garden	Outside garden				In garden	Outside garden	
1	2	3	4	5	6	7	8	9	10	11
Coconut	89786	53	33788	378085	411873	89322	51	34099	368753	402852

04 .CONDIMENTS & SPICES:

Crops	2019-20			2020-21		
	Area Acres	Per acre Yield (Kg)	Production M.Tons	Area Acres	Per acre Yield (Kg)	Production M.Tons
1	2	3	4	5	6	7
Chilies (winter)	191076	585.96	111963	196768.37	2000.10	393555.62
Chilies (summer)	48367	944	45644	50671.78	1956.24	99126.30
Total Chilies	239443	658.22	157607	247440.2	1991.12	492681.9
Onion	457809	4268	1953800	480105.91	4725.53	2268754.08
Garlic	181778	2670.5	485448	180034.75	2786.19	501611.52
Turmeric	82113	3485	286158	65233.84	3337.80	217737.70
Ginger	25462	3333.9	84887.65	25393.53	3217.98	81715.76
Coriander Seed	50100	426.1	21346.49	50020.01	430.20	21518.84
Coriander Leaf	7508.73	748	5616.62	8112.26	777.71	6309
Black Cumin	2129	472	1005	2487.37	429.39	1068.06
Capsicum	13.40	2902.2	38.89	54.02	3267.42	176.51
Fenugreek plant (Methi)	379	528	200	366	505	185
Mint	11.39	519	5.91	9.54	411.95	3.93
Joyeen	0	0	0	32.55	276.50	9


Crop	2019-20					2020-21				
	Area under garden (acre)	Average Yield per fruit bearing tree (Kg.)	Production		Total Production (M. Tons)	Area under garden (acre)	Average Yield per fruit bearing tree (Kg.)	Production		Total Production (M. Tons)
			In garden	Outside garden				In garden	Outside garden	
1	2	3	4	5	6	7	8	9	10	11
Cassia-leaf	1392	12	386	1428.52	1815	1233.15	10.50	326.32	1274.89	1601.21

05 . SUGAR CROP:

Crops	2019-20			2020-21		
	Area Acres	Per acre Yield (Kg)	Production M.Tons	Area Acres	Per acre Yield (Kg)	Production M.Tons
1	2	3	4	5	6	7
Sugarcane	213113	17282	3682951	192310.42	17328.99	3332546.27

Crop	2019-20					2020-21				
	Area under garden (acre)	Average Yield per fruit bearing tree (Kg.)	Production		Total Production (M. Tons)	Area under garden (acre)	Average Yield per fruit bearing tree (Kg.)	Production		Total Production (M. Tons)
			In garden	Outside garden				In garden	Outside garden	
1	2	3	4	5	6	7	8	9	10	11
Date Palm (Fruits)	26099	12	7626	27729	35355	23441.54	12.43	2717.20	37470.51	40187.71
Date palm (Juice)	75260	53	16178	136569	152747	68400	50.58	13447	136314	149761
Green Palm (Tale Shash)	50313	68	2516	70495	73011	12207.67	67.24	645.05	78415.65	79060.70
Palmyra Palm (Juice)	6837	66	2221	43946	46167	10106.20	84.35	885.22	56683.83	57569.05
Ripe Tal	81344	108	2083	159340	161423	79666	102	1181	143474	144655



 06/02/2022
 ওয়াহিদুল ইসলাম
 পরিসংখ্যান কর্মকর্তা


 06/02/22
 সাহেহা খান
 যুগ্ম পরিচালক

06 . FIBER CROPS:

Crops	2019-20			2020-21		
	Area Acres	Per acre Yield (Bale)	Production Bale	Area Acres	Per acre Yield (Bale)	Production Bale
1	2	3	4	5	6	7
Cotton (Summer) (Cumilla)	17338	86.34	1497	17631.30	93.87	1655.13
Cotton (Winter) (American)	13139	7.33	96354	13028.09	5.39	70228.28
Sunhemp (Winter)	83	952	79	58.30	1172.21	6834
Sunhemp (Summer)	0	0	0	0	0	0

Crop	2019-20					2020-21				
	Area under garden (acre)	Average Yield per fruit bearing tree (Bale)	Production		Total Production (Bale)	Area under garden (acre)	Average Yield per fruit bearing tree (Bale)	Production		Total Production (Bale)
			In garden	Outside garden				In garden	Outside garden	
1	2	3	4	5	6	7	8	9	10	11
Shimul cotton	18732	0.105	67.27	48624.02	48691	8429.83	0.364	292.59	29751.27	30043.86



 ০৬/১১/২০২০
 ওয়াহিদুল ইসলাম
 পরিসংখ্যান কর্মকর্তা



 ০৬/১১/২০
 সালেহা ঝাটুন
 যুগ্মপরিচালক

07 . TOBACCO GROUP:

Crops	2019-20			2020-21		
	Area Acres	Per acre Yield (Kg)	Production M.Tons	Area Acres	Per acre Yield (Kg)	Production M.Tons
1	2	3	4	5	6	7
Jati	19861	695.88	13821	19834.43	694.36	13772.29
Matihari	9806	711.20	6974	9909	707.89	7014.68
Virginia	70339	924.92	65058	69856.81	976.50	68215.24
Total Tobacco	100006	858.47	85853	99600.24	893.59	89002.21
Betel Leaves	54981.35	3906.44	214782	55526.64	3865.76	214652.91
Tea	146689.6	613.07	89931	135748.2 Economic	665	90329.89


Crop	2019-20					2020-21				
	Area under garden (acre)	Average Yield per fruit bearing tree (Kg.)	Production		Total Production (M. Tons)	Area under garden (acre)	Average Yield per fruit bearing tree (Kg.)	Production		Total Production (M. Tons)
			In garden	Outside garden				In garden	Outside garden	
1	2	3	4	5	6	7	8	9	10	11
Betel Nut	96945	3.61	159222	169388	328610	115174.01	3.82	260056.92	85744.23	345801.15



 06/02/2022
 ওমাহিদুল ইসলাম
 পরিসংখ্যান কর্মকর্তা


 06/02/22
 সালেহা খাতুন
 যুগ্মপরিচালক

08 .VEGETABLES (Winter):


Crops	2019-20			2020-21		
	Area Acres	Per acre Yield (Kg)	Production M.Tons	Area Acres	Per acre Yield (Kg)	Production M.Tons
1	2	3	4	5	6	7
Brinjal	82933	4496	372870	83277.36	4621.20	384841.03
Pumpkin	43262.68	4705.21	203560	43887.84	4910.55	215513.40
Cauliflower	54250	5219	283157	56029.09	5259.48	294684.11
Cabbage	54794	7013	384291	55201.54	6888.56	380259.38
Water Gourd	49096	5105	250613	50155.41	5019.46	251753
Tomato	70460	5897	415494	72878.64	6144.67	447815.43
Radish	64784	4423	286543	67244.72	4693.50	315612.91
Beans	61628	2754	169735	55076.58	3080.36	169655.90
Carrot	5374.29	3906.25	20993.34	5736.57	4805.55	27567.35
Palong Sak	14326	2442	59400	24651	2454.91	60516.01
Lal Sak	30604	1996	61096	31684.43	2062.71	65355.81
Lausak	16835	1849	31126.37	17513.73	1848.88	32380.77
Shallgham	3310.74	2701.80	8944.95	3352.79	2747.89	9213.09
Utshee	14419.34	1951.40	28137.91	14292.95	2012.12	28759.08
Beet	0	0	0	98.69	2056.34	202.94



 06/12/2022
 মোহাম্মদ মাসুদ
 পরিচালক


 06/12/22
 মাহেদা খাতুন
 যোগাপরিচালক

09 . VEGETABLES (Summer):

Crops	2019-20			2020-21		
	Area Acres	Per acre Yield (Kg)	Production M.Tons	Area Acres	Per acre Yield (Kg)	Production M.Tons
1	2	3	4	5	6	7
Kakrol	12889	2476	31910	13519.83	2504.33	33858.18
Pumpkin	33905	4019	136269	29940.88	4692.04	140483.90
Brinjal	49105	3766	184917	49274	4107	202371
Patol	26095	3471	90576	26054.84	3778.61	98451.02
Lady's Finger	28515	1961	55905	30118.73	2332.18	70242.27
Jhinga	25085	2096	52575	25779.34	2169.06	55917
Karala	27484	2160	59371	26810.75	2212.30	59313.35
Green Banana	29216	5712	166890	28921.77	6185.30	178889.88
Mukhi Kachu	22779	4317	98334	23590	4655	109803
Pani Kachu	13851.60	4458.04	61751	14087.87	4415.88	62210.30
Mura Kachu	9951	3465	34481	9733.09	3438.21	33464.39
Owl Kachu	2199	7368	16203	2219.64	7675.83	17037.58
Maan Kachu	5665	3104	17584	4792.02	3411.66	16348.75
Chalkumra	25050.23	3226.08	80814	25816.26	3408.76	88001.43
Cucumber	24413	3398	82963	25288.81	3752.67	94900.60
Khirai	14154	3342	47296	17232.68	3588.79	61844.54
Puisak	27242	3240	88272	27291.54	3591.43	98015.71
Chichinga	19778	2171	42938	19424	2371	46057
Danta	26835.86	2856	76654.81	27397.49	3156.47	86479.27
Barbati	17261	1646	28410	17680.08	1882.44	33281.75
Dhundol.	10750	1981	21292	11140.82	2143.03	23875.07
Kachur Lati	17807	2641	47030	20137.76	2684.86	54067.07
Data sak	14217	2065	29360	14040.35	2163.45	30375.61
Kachu Shak	4184	1524	6378	4060.98	1354.42	5500.26
Kalmi Shak	5198	1899	9871	5461	1995	10895
Pat Shak	6687	1903	12724	6715.60	1891.54	12702.84

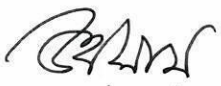

 06/12/2020
 ওয়াহিদুল ইসলাম
 পরিসংখ্যান কর্মকর্তা


 06/12/20
 সালেহা খাতুন
 যুগ্মপরিচালক

Crop	2019-20					2020-21				
	Area under garden (acre)	Average Yield per fruit bearing tree (Kg.)	Production		Total Production (M. Tons)	Area under garden (acre)	Average Yield per fruit bearing tree (Kg.)	Production		Total Production (M. Tons)
			In garden	Outside garden				In garden	Outside garden	
1	2	3	4	5	6	7	8	9	10	11
Shajna	14661	26.27	418	27655	28073	7613	26.12	15	28569	28584
Green Papaya	35107	31.34	127362	161351	288713	26393.13	30.34	130608.27	161732.83	292341.10

10 .FRUITS (Temporary):


Crops	2019-20			2020-21		
	Area Acres	Per acre Yield (Kg)	Production M.Tons	Area Acres	Per acre Yield (Kg)	Production M.Tons
1	2	3	4	5	6	7
Banana (Ripe)	121777	6716	817908	122192.19	6761.08	826151.76
Pineapple	37182	5864	218048	34246.66	6077.73	208141.88
Melon	8888	4593	40824	10097.15	4696.39	47420.17
Water Melon	30262	8420	254814	40860.73	8466.70	345955.44
Strawberry	36.30	2703	98.12	41.85	3323.54	139.09
Water Fruit	326	4003	1305	405.80	4680.51	1899.35
Total Temporary Fruits	198471.3	-	1332997	207844.4	-	1429708



 06/22/2022
 মোহাম্মদ হাবিবুল ইসলাম
 পরিসংখ্যান কর্মকর্তা


 06/22/22
 সাফেয়া খাতুন
 যুগ্ম পরিচালক

11 . FRUITS (Permanent):

Crop	2019-20					2020-21				
	Area under garden (acre)	Average Yield per fruit bearing tree (Kg.)	Production		Total Production (M. Tons)	Area under garden (acre)	Average Yield per fruit bearing tree (Kg.)	Production		Total Production (M. Tons)
			In garden	Outside garden				In garden	Outside garden	
1	2	3	4	5	6	7	8	9	10	11
Mango	235348	77	516647	705721	1222368	286823	70.65	473222	741375	1214597
Jackfruit	40896	118.30	572643	429113	1001756	44630	124.44	219135	877866	1097001
Orange	1915	24	2460	752	3212	1920	28.38	2588.92	1150.39	3739.31
Ata	1388	25	80	5503	5583	1533.50	24.52	69.21	5401.32	5470.53
Jujube (Kul)	38506	53.83	26643	104324	130967	38652	43.96	30347	77611	107958
Jamrul	5913	36.97	1172	11154	12326	6649.34	35.67	1089.75	11677.57	12767.32
Kamranga	7062	37	145	14923	15068	4198.80	35.22	88.53	14218.86	14307.39
Olive	5050	39	666	17440	18106	5205.25	40.20	442.05	18406.58	18848.63
Amra	18970	54	11174	34895	46069	11417	47.03	4067	38460	42527
Tamarind	11274	42.70	97	11293	11390	6279.99	35.31	81.58	9471.02	9552.60
Lichi	31591	56.10	29888	51032	80920	17279.99	57.82	32307.78	54876.02	87183.80
Guava	67344.92	23.98	112644	113384	226028	58618	24.81	117213	126744	243957
Lime & Lemon	156440	16	22242	36310	58552	162242.69	16.63	20709.71	60894.75	81604.46
Pomelo	31641	43.5	8236	72790	81026	13969.98	40.24	8039.81	70626.01	78665.82
Ripe Papaya	9004	23	41430	89249	130679	8414	23.28	38533	87225	125758
Green Coconut	77153	69.09	104767	340863	445630	62576	69.32	30827	411881	442708
Wood Apple	18784	51	1819	28297	30116	17995.18	51.93	537	29472	30009
Black Berry	37494	47.13	3125	53459	56584	13751.01	45.79	1590.18	55338.03	56928.21
Safeda	1859	36.17	484	5846	6330	1683	33.69	135	6438.45	6573.45
Sharifa	720	28	99	2167	2266	840.42	27.76	63.14	2166.28	2229.42
Dalim	1002	12	70	1442	1512	670.64	10.42	24.43	1386.96	1411.39
Dragaon	54	4	125	16	141	349.69	5.04	942.30	196.40	1138.70
Chalta	5196.70	61.99	68	9741	9809	5106.77	61.84	41	10490.47	10531.47
Dewya	52	23	47	1281	1328	74	24.59	19	1610.50	1629.50
Kathbell	3045	42	68	4051	4034	3141	44.10	43	4285.80	4328.80
Lotkon	354	28	1069	866	1935	407.45	31.65	1401.69	1007.91	2409.60
Malta	1324	23	1789	1674	3463	13256	24	4112.92	2388.79	6501.71
Myrobalan (Amlaki)	3355	29.63	232	2528	2760	1627.17	26.35	157.38	2663.04	2820.42
Kharamcha	27	21	7	164	171	27	19.36	6.92	159.73	166.65


 ০৮/০২/২০২০
 ওয়াহিদুল ইসলাম
 পরিসংখ্যান কর্মকর্তা



 ০৮/০২/২০
 সায়েমা হাটুন
 যুগ্মপরিচালক

12 .FLOWER (Temporary):

Crops	2019-20			2020-21		
	Area Acres	Per acre Yield (Kg)	Production M.Tons	Area Acres	Per acre Yield (Kg)	Production M.Tons
1	2	3	4	5	6	7
Ganda (Mary gold)	1335.08	2245.27	2998	1025.62	1767.36	1812.64
Rajanigandha (Tube Rose)	903.27	2385.38	2155	1235.56	3342.27	4129.57
Gladiolas	924	4389.39	4056	943.62	4408.07	4159.54
Chrysanthemum (Chandra Mollika)	29.59	527.17	15.60	27	409	11.05
Kosmos	15	1149	13	10.45	666.99	6.97
Daliya	0	0	0	23.05	538.83	12.42

Crop	2019-20					2020-21				
	Area under garden (acre)	Average Yield per fruit bearing tree (Kg.)	Production		Total Production (M. Tons)	Area under garden (acre)	Average Yield per fruit bearing tree (Kg.)	Production		Total Production (M. Tons)
			In garden	Outside garden				In garden	Outside garden	
1	2	3	4	5	6	7	8	9	10	11
Rose Flower	666	6.43	19017	176.10	19193	650	7.42	21702.42	279.28	21981.70
Belli Flower	27.35	0	0	0	18	15.29	.22	2.77	3.95	6.72

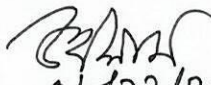

 08/22/2022
 ওয়াহিদুল ইসলাম
 পরিসংখ্যান কর্মকর্তা



 08/22/22
 সালেহা ঝাভুন
 যুগ্মপরিচালক

13 .OTHER FOOD CROPS:

Crops	2019-20			2020-21		
	Area Acres	Per acre Yield (Kg)	Production M.Tons	Area Acres	Per acre Yield (Kg)	Production M.Tons
1	2	3	4	5	6	7
Sweet Potato	60647.38	4052	245719	65524.21	4270.19	279800.96
Fodder:						
Winter	38213.75	6079.03	232303	38860.09	2600.87	240966.42
Summer	5729.19	5838.79	33452	6743.85	6447.77	43483
Total Fodder	43942.94	6047.73	265755	45603.94	6237.39	284449.4

Crop	2019-20					2020-21				
	Area under garden (acre)	Average Yield per fruit bearing tree (Kg.)	Production		Total Production (M. Tons)	Area under garden (acre)	Average Yield per fruit bearing tree (Kg.)	Production		Total Production (M. Tons)
			In garden	Outside garden				In garden	Outside garden	
1	2	3	4	5	6	7	8	9	10	11
Mulberry	874	29.98	18865	7538	26403	934	30	22815	7719	30534


 06/22/2022
 মোহিদুল ইসলাম
 পরিসংখ্যান কর্মকর্তা


 06/22/22
 সালেহা খাতুন
 যুগ্মপরিচালক

10

10

10