







Industry and Labour Wing


Industry and Labour Wing is one of the eight wings of Bangladesh Bureau of statistics (BBS), the National Statistical Office of Bangladesh. The functions of the wing are provided below:

Functions of the Wing

- To generate labour market indicators through Labour force survey (LFS)
- To develop and update Business Register (BR)
- To conduct Survey on Manufacturing Industries (SMI)
- To conduct Establishment and Institutional Survey (EIS)
- To develop National Statistical Classifications (Industry, Occupation and product) (BSIC, BSCO, BCPC)
- To generate informal sector statistics (ISS)
- To generate ICT Indicators (Access and use at household and individuals level)
- Other ad-hoc activities /surveys.

Activity	Current status	Latest publication
<p>Labour statistics:</p> <p>To Provide following information:</p> <ul style="list-style-type: none"> • Working-age population, labour force; • Employed by education, locality; • Employed by occupation, industry, and status in employment; • Employment in the informal economy; • Unemployment; • Youth labour force, youth employment, and youth unemployment; • Earnings from employment, working hours; • Under-utilization, potential labour force, time-related underemployment; • Quality and stability of employment, social security coverage, and safety at work, equal opportunities; • Non-economic activities, time spent by sex; • Volunteer statistics <p>*All of the statistics is disaggregated by sex, locality & age group.</p>	<p>Activities going on to generate labour statistics for the period July 2015 to June 2017 under LMIS project.</p>	

Activity	Current status	Latest publication
<p>Business Register:</p> <p>To provide the followings:</p> <ul style="list-style-type: none"> • Updated list of establishments by location and address; • Employment size by industry classification; • Industry classification of the establishments; • Goods produced and service rendered (Product and Service); • Serve as Sampling Frame for all Industrial surveys. 	<p>Activities undertaken to develop Business Register 2018 under revenue budget</p>	
<p>Statistical classifications:</p> <p>BSIC</p> <ul style="list-style-type: none"> • Industrial classification to capture all economic activities; <p>BSCO</p> <ul style="list-style-type: none"> • Classification of all occupations; <p>BCPC</p> <ul style="list-style-type: none"> • Product and service code to generate product and service; <p>ICATUS</p> <ul style="list-style-type: none"> • Time use activity classification for time use statistics 	<p>Activities undertaken to develop Industry and Occupation classification 2018 under revenue budget</p>	 
<p>Industrial statistics (Manufacturing & Service):</p> <p>To estimate the followings:</p> <ul style="list-style-type: none"> • Establishments by size class having TPE 10 or above; • Industry classification and ownership; • Employment by industry, sex, locality and type of employment; • Salary, wage and benefits received by category; • Net fixed assets by category; • Intermediate consumption; • Industrial and non-industrial costs; • Gross output; Gross Value Addition; 	<p>Activities undertaken to estimate Detail statistics including GVA of manufacturing sector 2018 under revenue budget</p>	 

Activity	Current status	Latest publication
<p align="center">Activity</p>	<p align="center">Current status</p>	<p align="center">Latest publication</p>
<p>ICT statistics:</p> <p>To provide indicators of ICT Access by households:</p> <ul style="list-style-type: none"> • ICT (Computer, Internet and Mobile) access • Proportion of households with a fixed line telephone • Proportion of households with Internet access at home • Proportion of households with a radio • Proportion of households with a television <p>To provide indicators of ICT use by individuals:</p> <ul style="list-style-type: none"> • Frequency of Internet Use and Location of using Internet • Internet activities undertaken by individuals • Frequency of individual Internet use • Geographic area, locality, Age group, sex • Occupation, Industry, Labour force status 	<p>Activities to be undertaken to generate ICT statistics</p>	
<p>Ad-hoc activities</p> <ul style="list-style-type: none"> • TVET Census 2015 • Child labour survey 2013 • Working children in dry fish industries 2010 • Volunteer survey 2010 • Informal sector survey 2010 <p>Activities to be undertaken to conduct many surveys including Informal Sector Survey 2018.</p>	