



# Capacity Building and Empowerment Program for Bangladesh Bureau of Statistics



## Welcome to the Presentation on Lessons Learnt From South Korean Experience and Scope for Implementation

**Presented by**

**Md. Mahfuzul Quader**

**Joint Secretary**

**Statistics and Informatics**

**Division (SID) Ministry of  
Planning**


**Date: 29 November 2015**

**Bangladesh Bureau of Statistics (BBS)  
Statistics and Informatics Division (SID)  
Ministry of Planning**


<b>Name of The Program</b>	<b>Capacity Building and Empowerment Program for BBS</b>
Name Of the Course	Environment Statistics
Duration of the Course	September,30- October 12, 2015
Number of Participants	14
Finance and Organized by	Korean International Cooperation Agency(KOICA)
Place	Seoul, Korea
Venue	Daelim University College, Seoul
Mode of Training	Power Point Presentation, Class room discussion, Question and Answer, Hand out, Film show, Field Visit etc.



# Name of the Participants




No.	Name	Position/Organization
1	Md. Mahfuzul Quader	Joint Secretary, SID
2	Tapan Kumar Saha	Deputy Secretary, SID
3	Maniruzzaman Khan	Senior Asstt. Secretary, SID
4	Syed Ahsan Habib	Asstt. Secretary, SID
5	Md. Abul Kalam Azad	Director, BBS
6	Md. Ashraful Alam Siddique	Joint Director, BBS
7	Md. Rafiqul Islam	Joint Director, BBS
8	Emdadul Haque	Joint Director, BBS
9	Iftekharul Karim	Deputy Director, BBS
10	Md. Saifur Rahman	Deputy Director, BBS
11	Md. Abdur Rab Dhali	Deputy Director, BBS
12	Md. Ariful Islam	
13	Rafiqul Islam	District Statistics Officer, BBS
14	Urboshi Goswami	Statistical Officer, BBS




# Korea: An overview

Country Name	Republic of Korea
Location	Peninsular in the North Eastern Asia.
Area	100,140 km <sup>2</sup>
Administrative Division	9 provinces 9 Metropolitan cities.
Independence day	August 15, 1945
Population	51,141,463
Language	Korean
Birth/Death rate	8.26 birth/1,000 population 6.63 Death/1,000 Population
Life expectancy	81 (M 78.4, F 85)
Un-employment	9% (M 9.7%, F 8.5%)
Per capita income	USD 26,205 (2013)



# Short History of Korea

- 1910 – 1945: Colonial Rule by Japan.
- 1945: Division of Korea into North(Communist) and South (Democratic).
- 1945 – 1948: Under US Military Government.
  - 1948 : Estd. of Republic of Korea
  - 1950- 1953: Korean War.



South Korea is the third highest economic power in Asia where global position is 13<sup>th</sup>.

- Economic Development of South Korea
- From ODA Recipient to Donor.

Year	Per Capita Income (USD)
1950	63
1970	1000
1980	1660
2000	20,000
2013	26,200

### Philosophy of Economic Development: **GAP**

Government's National Development Plan	Assistance from International Community	People's Will to make a better Country.
--	---	---

## Training Course on Environmental Statistics of Korea( Training Module)

No.	Lecture on	Lecture name
1	General Knowledge on Korea's Environmental Statistics	Oh, Min Gweon Head of Infonara
2	Statistical Indicators on Environment.	Choi, Bong Ho Head of Statistical Training Institute
3	Investigation of Air Pollution And Statistics	Oh Min Gweon
4	Investigation of Water Pollution Sources and Statistics	Jung Je Ho Research Officer ,NIER
5	National Noise Investigation and Statistics	Sun,Hyo Sung, Senior Research Fellow , Korea Environment Institute
6	Surveys and statistics of Korea's Water and Sewge	
7	Investigation of Chemical distribution	lee, Ji Ho, Research Officer National Institute of chemical Safety
8	Visit to National Institute of Environmental Research and Korea Environment Corporation.	

# Korean Statistics

The National Statistical Organization(NSO) of Korea is known as Statistics Korea(KOSTAT).


- At present over 120 Central and Local government agencies, Public corporations, Financial institutions, Research institute, Associations and Federations are involved in producing official statistics.
- The Statistical data that produced by different agencies are disseminated by Korean Statistical System(KOSIS) under KOSTAT.
- KOSIS is the statistical database and gateway for Korea's all official statistics.
- It provide one-stop service to full range of major domestic, international and North Korean statistics.
  - Official statistics on 500 subject matter as well as the latest data on International finance and economy from international organization( IMF,World Bank,OECD) is available in KOSIS.





# Major Agencies involve in producing official statistics in Korea

1. National Police Agency	Statistics
2. Ministry of Employment and Labor	Major Statistics
3. Korea Fair Trade Commission	Statistics
4. Korea Customs Service	Trade statistics
5. Ministry of Education	Statistics
6. National Tax Service	Statistics
7. Korea Meteorological Administration	Publication
8. Ministry of Trade, Industry and Energy	Statistics
9. Ministry of Environment	Statistics
10. Ministry of Gender Equality and Family	Law and Data
11. Statistics Korea	KOSIS
12. Korean Intellectual Property Right.	Statistics



## Environmental Statistics

Major Surveys on environment conducted in Korea are as follows

Name of Surveys	Agencies	Periodicity	Data Collection
Survey on Wastes	Ministry of Environment(MOE) Korea Environment Agency(KEA)	5 years	Household(Sample) Establishment(Sample) Recycle Business.
Surveys on Environmental Industries	MOE-KEA		
Survey on chemical Toxin Emission.	MOE National Institute for Environment Research(NIER)	1 year	Sample over 5000 establishment.
Survey on environment Contamination	MOE-KEA	1 year	Establishment for Water: 45,163 Establishment for Air Complete survey.
Survey on Soil Contamination	MOE-NIER	2 years	Sample Over 2,000 plot
Survey on Water Contamination	MOE-Various Agencies	monthly	1919 spots
Survey on Air Quality	MOE- KEA &NIER	monthly	435 observatories
Survey on Greenhouse Gases	MOE, Korea Energy economy Research Institute.	1 year	Through Calculation.




# Statistical database

## Environment Statistics

### Statistics List:

1. Water and Sewage
2. Pollution
3. Waste
4. Green Procurement of Public Agency
5. Green Lifestyle Survey
6. Status of Water Resources
7. Major cities Noise Level
8. Seawater Quality






# 1. Water and Sewage

## 1(a) Statistics of Water Works

- Water Pipe Status: Period Annual, 2006- 2013
- Water Supply Facility Status(Water Tank) :period ,Annual 2007-2013
- Water Supply Status(Total): Period, Annual 2008- 2013
  - Water Rate Status: Period, Annual 1991-2013
    - Filtration Plant Status: Period Annual

## 1(b) Statistics of Sewerage

- Sewage Sludge :Period, Annual 2001-2013
- Sewerage Supply Status( Total) : Period Annual 1998 -2013
- Sewage and Night Soil Generation amount: Period, Annual 2012
- Excrete Sludge: Period, Annual 2004-2013
- Sewage Treatment Plant Status(Total): Period Annual 1991- 2013



# Preparation of Actions plan

According to the Course schedule, the participants are divided into three group. Each group are given the task to prepare an Action plan on environment and present the Action plan before the Course authority. Each group accordingly present the action plan before the authority.

Action plans as was presented by three groups are as follows:

Group A:


Development of Bangladesh Framework for Development of Environment Statistics.

Group B:

Resources Accounting (Natural Gas, Water and Forest)

Group C:

Environment Protection Expenditures Survey.




# Learning Point


Actions	Learning Point
1. Visit to Korea	Discipline, integrity and devotion to service is the root of development of a Nation.
2. Visit to Pohang Steel company (POSCO)	Foresighted, dedicated and strong leadership is prerequisite to rise a nation.
3. Visit to National Institute of Environment.	Discipline is the root of Success.
4. Visit to Nanta theatre	<ol style="list-style-type: none"><li>1. Practice makes a man perfect</li><li>2. Nothing lost or steal in Korea.</li></ol>
5. Visit to Environment Corporation.	Participatory management helps to provide speedy and quality service.



# Recommendations for BBS




1. All Environment Statistics (Air, Water, Sound, Sewerage and Resource accounts ) can be introduced in to BBS activities.
2. Digital Enumeration Area (Fixed) can be used for Environmental Censuses and Surveys.
3. Database for Unique ID Number for Men and Women
4. Respondent should be provided incentives like prize or honorarium.
5. Full automation can be established for all Censuses and Surveys.
6. For permanent established PSU can be estimated by Environmental experiment.
7. Real time data collection can be introduced for Censuses and Surveys.
8. Well equipped Statistical Training Academy can be established within short period.
9. National and Global Partnership can be developed for quality statistics.
10. Integrated Statistical Information System can be introduced (NDRC).



# QUESTION AND ANSWER





**Thanks  
for  
Patience  
Hearing**