



Summary Crop Statistics
Area, Yield Rates and Productions of Minor Crops
2020-21 and 2021-22

Crops	2020-21			2021-22		
	Area Acres	Per acre Yield (Kg)	Production (M.Tons)	Area (Acres)	Per acre Yield (Kg)	Production (M.Tons)
1	2	3	4	5	6	7
01. CEAREALS:						
Barley	460.62	378.01	174.12	453.10	380.53	172.42
Jower (winter)	44.50	486.97	21.67	44.20	487.33	21.54
Jower (summer)	90.00	467.00	42.01	120.50	485.23	58.47
Maize (winter)	979210.77	3639.33	3563674.38	984415.51	3772.59	3713793.07
Maize (summer)	206440.73	2677.59	552764.08	197283.40	2777.99	548051.67
Cheena & Kaon	1988.67	473.68	942.00	1798.16	428.08	769.76
Binnidana	22.00	485.45	10.68	18.65	551.74	10.29
02. PULSES:						
Gram	11318.37	442.53	5008.77	10712.66	452.42	4846.62
Arhar	1106.00	428.98	474.34	1071.46	424.11	454.42
Masur	360699.00	514.00	185500.00	356946.10	534.38	190743.61
Motor	18501.00	435.22	8051.97	18276.65	444.94	8131.99
Mung	109304.77	376.83	41189.26	113909.14	364.75	41548.48
Mashkalai	100333.96	372.20	37344.18	102219.95	381.58	39005.33
Khesari	286335.29	456.21	130629.34	290902.15	453.45	131908.45
Fallon	30231.53	531.99	16083.02	30714.45	503.81	15474.35
Garikalai	1421.10	304.83	433.20	1232.98	303.22	373.87
03.OIL SEEDS (Edible):						
Til (winter)	7983.24	431.66	3446.07	6679.68	399.87	2671.03
Til (summer)	77764.11	372.77	28988.01	74980.45	378.62	28389.20
Mustard (Local &HYV)	814288.54	487.04	396594.28	817235.05	501.27	409659.06
Groundnut (winter)	77003.85	773.00	59524.64	89261.49	748.82	66840.76
Groundnut (summer)	9339.31	773.16	7220.77	10242.51	772.07	7907.91
Soyabean	142447.00	640.07	91176.59	144712.75	681.67	98646.06
Sunflower	3951.88	507.66	2006.20	5243.83	520.42	2728.99
OIL SEEDS (Non-Edible):						
Lin Seed (Tishi)	12869.78	290.23	3735.15	12825.27	291.24	3735.24


 ১১/১২/২০২২
 শাহিদুল ইসলাম
 পরিসংখ্যান কর্মকর্তা



 ১১/১২/২০২২
 মোঃ আব্দুল হালিম
 যুগ্ম পরিচালক


Crop	2020-21					2021-22				
	Area under Trees (acre)	Average Yield per fruit bearing tree (Kg.)	Production		Total Production (M. Tons)	Area under Trees (acre)	Average Yield per fruit bearing tree (Kg.)	Production		Total Production (M. Tons)
			In garden	Outside garden				In garden	Outside garden	
1	2	3	4	5	6	7	8	9	10	11
Coconut	89322.00	51.00	34099.00	368753.00	402852.00	74028.00	52.78	34335.58	377633.98	411969.56

04 .CONDIMENTS & SPICES:

Crops	2020-21			2021-22		
	Area Acres	Per acre Yield (Kg)	Production (M.Tons)	Area Acres	Per acre Yield (Kg)	Production (M.Tons)
1	2	3	4	5	6	7
Chilies (winter)	196768.37	2000.10	393555.62	192709.69	2574.98	496223.53
Chilies (summer)	50671.78	1956.24	99126.30	50291.18	2557.15	128602.24
Onion	480105.91	4725.53	2268754.08	507557.05	4959.19	2517070.76
Garlic	180034.75	2786.19	501611.52	178435.56	2952.43	526819.16
Turmeric	65233.84	3337.80	217737.70	65361.42	3552.86	232219.80
Ginger	25393.53	3217.98	81715.76	25770.41	3187.87	82152.73
Coriander Seed	50020.01	430.20	21518.84	50956.97	436.64	22249.89
Coriander Leaf	8112.26	777.71	6309.00	9212.00	850.66	7836.32
Black Cumin	2487.37	429.39	1068.06	2733.39	491.63	1343.83
Capsicum	54.02	3267.42	176.51	48.87	3097.61	151.38
Fenugreek plant (Methi)	366.00	505.00	185.00	348.42	567.22	197.63
Mint	9.54	411.95	3.93	25.43	2499.02	63.55
Joyeen	32.55	276.50	9.00	27.35	358.32	9.80

Crop	2020-21					2021-22				
	Area Under Trees (acre)	Average Yield per fruit bearing tree (Kg.)	Production		Total Production (M. Tons)	Area underTrees (acre)	Average Yield per fruit bearing tree (Kg.)	Production		Total Production (M. Tons)
			In garden	Outside garden				In garden	Outside garden	
1	2	3	4	5	6	7	8	9	10	11
Cassia-leaf	1233.15	10.50	326.32	1274.89	1601.21	1167.31	10.21	262.84	1221.45	1484.29

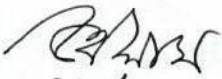

 ১১/১২/২০২২
 ওয়াহিদুল ইসলাম
 পরিসংখ্যান কর্মকর্তা



 ১১/১২/২০২২
 মোঃ আব্দুল হালিম
 যুগ্ম পরিচালক

06 . FIBER CROPS:

Crops	2020-21			2021-22		
	Area Acres	Per acre Yield (Bale)	Production (Bale)	Area Acres	Per acre Yield (Bale)	Production (Bale)
1	2	3	4	5	6	7
Cotton (Summer) (Cumilla)	17631.30	93.87	1655.13	17479.84	101.55	1775.13
Cotton (Winter) (American)	13028.09	5.39	70228.28	12799.53	5.41	69196.75
Sunhemp (Winter)	58.30	1172.21	6834.00	58.70	1082.62	63.55

Crop	2020-21					2021-22				
	Area under Trees (acre)	Average Yield per fruit bearing tree (Bale)	Production		Total Production (Bale)	Area under Trees (acre)	Average Yield per fruit bearing tree (Bale)	Production		Total Production (Bale)
			In garden	Outside garden				In garden	Outside garden	
1	2	3	4	5	6	7	8	9	10	11
Shimul cotton	8429.83	0.064	292.59	29751.27	30043.86	7988.49	0.069	1000.96	30617.43	31618.39



 ১১/১১/২০২২
 ওয়াহিদুল ইসলাম
 পরিসংখ্যান কর্মকর্তা


 ১১/১১/২০২২
 মোঃ আব্দুল হালিম
 যুগ্ম পরিচালক

05 . SUGAR CROP:

Crops	2020-21			2021-22		
	Area Acres	Per acre Yield (Kg)	Production M.Tons	Area Acres	Per acre Yield (Kg)	Production M.Tons
1	2	3	4	5	6	7
Sugarcane	192310.42	17328.99	3332546.27	178561.43	17290.57	3087428.47

Crop	2020-21					2021-22				
	Area under Trees (acre)	Average Yield per fruit bearing tree (Kg.)	Production		Total Production (M. Tons)	Area Under trees (acre)	Average Yield per fruit bearing tree (Kg.)	Production		Total Production (M. Tons)
			In garden	Outside garden				In garden	Outside garden	
1	2	3	4	5	6	7	8	9	10	11
Date Palm (Fruits)	23441.54	12.43	2717.20	37470.51	40187.71	21628.56	12.72	1963.60	38245.74	40209.34
Date palm (Juice)	68400.00	50.58	13447.00	136314.00	149761.00	39057.74	53.23	16171.69	136391.94	152563.63
Green Palm (Talee Shash)	12207.67	67.24	645.05	78415.65	79060.70	12708.34	63.78	905.64	76051.76	76957.40
Palmyra Palm (Juice)	10106.20	84.35	885.22	56683.83	57569.05	10238.17	79.62	603.86	56296.34	56900.20
Ripe Tal	15757.00	97.00	1190.00	136337.00	137527.00	15766.00	99.00	1138.00	143307.00	144445.00



 ১১/১১/২০২২
 ওয়াহিদুল ইসলাম
 পরিসংখ্যান কর্মকর্তা


 ১১/১১/২০২২
 মোঃ আব্দুল হালিম
 যুগ্ম পরিচালক

07 . TOBACCO GROUP:

Crops	2020-21			2021-22		
	Area Acres	Per acre Yield (Kg)	Production (M.Tons)	Area Acres	Per acre Yield (Kg)	Production (M.Tons)
1	2	3	4	5	6	7
Jati	19834.43	694.36	13772.29	19880.75	707.38	14063.20
Matihari	9909.00	707.89	7014.68	10397.88	727.10	7560.27
Virginia	69856.81	976.50	68215.24	70106.22	1008.52	70703.40
Total Tobacco	99600.24	893.59	89002.21	100384.85	919.73	92326.87
Betel Leaves	55526.64	3865.76	214652.91	53969.34	3835.39	206993.70
Tea	135748.20 Economic	665.00	90329.89	139973.11 Economic	701.18	98146.43

Crop	2020-21					2021-22				
	Area under Trees (acre)	Average Yield per fruit bearing tree (Kg.)	Production		Total Production (M. Tons)	Area under Trees (acre)	Average Yield per fruit bearing tree (Kg.)	Production		Total Production (M. Tons)
			In garden	Outside garden				In garden	Outside garden	
1	2	3	4	5	6	7	8	9	10	11
Betel Nut	115174.01	3.82	260056.92	85744.23	345801.15	96757.10	3.69	243494.82	90229.24	333724.06


২২/০২/২০২২

মুহাম্মাদুল ইসলাম
পরিসংখ্যান কর্মকর্তা


২২/০২/২০২২
মোঃ আব্দুল হালিম
যুগ্ম পরিচালক

08 .VEGETABLES (Winter):

Crops	2020-21			2021-22		
	Area Acres	Per acre Yield (Kg)	Production (M.Tons)	Area Acres	Per acre Yield (Kg)	Production (M.Tons)
1	2	3	4	5	6	7
Robi Brinjal	83277.36	4621.20	384841.03	84536.65	4838.16	409001.46
Robi Pumpkin	43887.84	4910.55	215513.40	44537.72	5140.81	228960.01
Cauliflower	56029.09	5259.48	294684.11	56426.61	6066.39	342306.03
Cabbage	55201.54	6888.56	380259.38	53129.23	7435.37	395035.65
Water Gourd	50155.41	5019.46	251753	51176.14	5547.87	283918.45
Tomato	72878.64	6144.67	447815.43	73151.55	6046.35	442299.60
Radish	67244.72	4693.50	315612.91	66582.78	4831.77	321712.76
Beans	55076.58	3080.36	169655.90	56940.62	2986.74	170066.79
Carrot	5736.57	4805.55	27567.35	6184.94	5036.39	31149.77
Palong Sak	24651.00	2454.91	60516.01	24509.79	2523.87	61859.49
Lal Sak	31684.43	2062.71	65355.81	32245.77	2255.06	72716.24
Lausak	17513.73	1848.88	32380.77	17722.09	2010.95	35638.24
Shallgham	3352.79	2747.89	9213.09	3478.85	2758.39	9596.04
Utshee	14292.95	2012.12	28759.08	15225.37	2110.93	32139.62
Beet	98.69	2056.34	202.94	294.87	3071.29	905.63
Green Banana	28921.77	6185.30	178889.88	28640.26	6404.93	183438.79
Mukhi Kachu	23590.00	4655.00	109803.00	23998.37	5129.43	122995.49
Pani Kachu	14087.87	4415.88	62210.30	14164.86	4599.42	65150.09
Mura Kachu	9733.09	3438.21	33464.39	9205.75	3691.96	33987.27
OL Kachu	2219.64	7675.83	17037.58	2181.90	8183.34	17855.23
Maan Kachu	4792.02	3411.66	16348.75	4903.99	3451.11	16924.19
Barbati	17680.08	1882.44	33281.75	17738.21	2228.48	39529.33
Dhundol.	11140.82	2143.03	23875.07	11178.38	2410.51	26945.64
Kachur Lati	20137.76	2684.86	54067.07	18962.64	2563.41	48609.08
Data sak	14040.35	2163.45	30375.61	14199.43	2265.23	32164.96
Kachu Shak	4060.98	1354.42	5500.26	4238.74	1556.19	6596.29
Kalmi Shak	5461.00	1995.00	10895.00	5819.69	2025.19	11785.95
Pat Shak	6715.60	1891.54	12702.84	7253.56	1946.30	14117.58

RAM

ADMM

09 . VEGETABLES (Summer):

Crops	2020-21			2021-22		
	Area Acres	Per acre Yield (Kg)	Production (M.Tons)	Area Acres	Per acre Yield (Kg)	Production (M.Tons)
1	2	3	4	5	6	7
Kakrol	13519.83	2504.33	33858.18	13469.57	3003.09	40450.37
Kharip Pumpkin	29940.88	4692.04	140483.90	30164.24	4813.84	145205.83
Kharip Brinjal	49274.00	4107.00	202371.00	49406.92	4241.13	209541.17
Patol	26054.84	3778.61	98451.02	25779.95	4282.30	110397.59
Lady's Finger	30118.73	2332.18	70242.27	30320.76	2811.04	85232.92
Jhinga	25779.34	2169.06	55917.00	26194.00	2311.00	60546.00
Karala	26810.75	2212.30	59313.35	28761.15	2274.66	65421.79
Chalkumra	25816.26	3408.76	88001.43	26147.60	3601.57	94172.33
Cucumber	25288.81	3752.67	94900.60	25645.67	3898.69	99984.44
Puisak	27291.54	3591.43	98015.71	28096.24	3647.49	102480.74
Chichinga	19424.00	2371.00	46057.00	19728.48	2442.80	48192.79
Danta	27397.49	3156.47	86479.27	27988.18	3167.75	88659.66

Crop	2020-21					2021-22				
	Area under Trees (acre)	Average Yield per fruit bearing tree (Kg.)	Production		Total Production (M. Tons)	Area Under Trees (acre)	Average Yield per fruit bearing tree (Kg.)	Production		Total Production (M. Tons)
			In garden	Outside garden				In garden	Outside garden	
1	2	3	4	5	6	7	8	9	10	11
Shajna	7613.00	26.12	15.00	28569.00	28584.00	7444.20	26.47	15.62	29864.57	29880.19
Green Papaya	26393.13	30.34	130608.27	161732.83	292341.10	21923.94	30.46	137863.66	170071.60	307935.26

Signature
০১/০২/২০২২

শুয়াহিদুল ইসলাম
পরিসংখ্যান কর্মকর্তা

Signature
০১/০২/২০২২
মোঃ আব্দুল হালিম
মুগা পরিচালক

10 .FRUITS (Temporary):

Crops	2020-21			2021-22		
	Area Acres	Per acre Yield (Kg)	Production (M.Tons)	Area Acres	Per acre Yield (Kg)	Production (M.Tons)
1	2	3	4	5	6	7
Banana (Ripe)	122192.19	6761.08	826151.76	122585.45	6739.62	826179.62
Pineapple	34246.66	6077.73	208141.88	33581.87	6139.16	206164.51
Melon	10097.15	4696.39	47420.17	10264.00	4829.77	49572.78
Water Melon	40860.73	8466.70	345955.44	57865.05	9511.23	550367.53
Strawberry	41.85	3323.54	139.09	65.83	2546.86	167.66
Water Fruit	405.80	4680.51	1899.35	453.20	4494.77	2037.03


11 . FRUITS (Permanent):

Crop	2020-21					2021-22				
	Area under Trees (acre)	Average Yield per fruit bearing tree (Kg.)	Production		Total Production (M. Tons)	Area Under Trees (acre)	Average Yield per fruit bearing tree (Kg.)	Production		Total Production (M. Tons)
			In garden	Outside garden				In garden	Outside garden	
1	2	3	4	5	6	7	8	9	10	11
Mango	286823.00	70.65	473222.00	741375.00	1214597.00	299054.00	68.54	473460.00	733986.00	1207446.00
Jackfruit	44630.00	124.44	219135.00	877866.00	1097001.00	69161.00	116.74	197530.00	852360.00	1049890.00
Orange	1920.00	28.38	2588.92	1150.39	3739.31	2188.14	25.60	2708.20	842.48	3550.68
Ata	1533.50	24.52	69.21	5401.32	5470.53	1525.03	22.94	33.45	5115.68	5149.13
Jujube (Kul)	38652.00	38.87	26598.86	68769.83	95368.69	40436.62	39.09	27390.80	67486.60	94877.40
Jamrul	6649.34	35.67	1089.75	11677.57	12767.32	6147.47	37.17	926.16	12437.02	13363.18
Kamranga	4198.80	35.22	88.53	14218.86	14307.39	3661.16	36.42	93.38	14838.19	14931.57
Olive	5205.25	40.20	442.05	18406.58	18848.63	5101.22	39.18	348.94	18147.46	18496.40
Amra	11417.00	47.03	4067.00	38460.00	42527.00	11737.00	46.60	3593.00	40208.12	43801.12
Tamarind	6279.99	35.31	81.58	9471.02	9552.60	6377.03	36.88	84.84	10153.95	10238.79
Lichi	17279.99	57.82	32307.78	54876.02	87183.80	20388.53	55.96	35981.96	56976.45	92958.41
Guava	58618.00	24.81	117213.00	126744.00	243957.00	44742.00	25.19	117359.00	127498.00	244857.00
Lime & Lemon	162242.69	16.63	20709.71	60894.75	81604.46	30248.22	18.34	45281.24	50130.65	95411.89
Pomelo	13969.98	40.24	8039.81	70626.01	78665.82	13982.12	37.68	6701.33	69663.30	76364.63
Ripe Papaya	8414.00	23.28	38533.00	87225.00	125758.00	12299.79	26.33	53176.05	94174.61	147350.66
Green Coconut	62576.00	69.32	30827.00	411881.00	442708.00	61093.89	71.66	33939.86	424915.38	458855.24
Wood Apple	17995.18	51.93	537.00	29472.00	30009.00	17975.34	50.46	426.81	28878.94	29305.75


[Handwritten signature]

[Handwritten signature]

Black Berry	13751.01	45.79	1590.18	55338.03	56928.21	13357.29	44.62	951.13	53184.75	54135.88
Safeda	1683.00	33.69	135.00	6438.45	6573.45	1935.52	32.36	171.27	6297.07	6468.34
Sharifa	840.42	27.76	63.14	2166.28	2229.42	810.90	20.53	124.44	1538.59	1663.03
Dalim	670.64	10.42	24.43	1386.96	1411.39	790.40	10.32	18.03	1424.61	1442.64
Dragaon	349.69	5.04	942.30	196.40	1138.70	717.53	4.08	3094.47	59.37	3153.84
Chalta	3074.51	61.84	41.00	10490.47	10531.47	3376.84	56.91	1187.81	9492.17	10679.98
Dewya	74.00	24.59	19.00	1610.50	1629.50	74.21	24.52	18.47	1613.76	1632.23
Kathbell	3141.00	44.10	43.00	4285.80	4328.80	3242.32	47.43	17.20	4717.78	4734.98
Lotkon	407.45	31.65	1401.69	1007.91	2409.60	456.71	32.89	1462.58	1194.48	2657.06
Malta	13256.00	24.00	4112.92	2388.79	6501.71	4456.81	24.14	9119.28	1149.86	10269.14
Myrobalan (Amlaki)	1627.17	26.35	157.38	2663.04	2820.42	1638.84	25.79	135.53	2459.84	2609.36
Kharamcha	27.00	19.36	6.92	159.73	166.65	60.19	17.43	6.96	148.16	155.12


 ০১/০২/২০২২


সয়াহিদুল ইসলাম
 পরিসংখ্যান কর্মকর্তা


 ০১/০২/২০২২
 মোঃ আব্দুল হালিম
 যোগাযোগিক

12 .FLOWER (Temporary):

Crops	2020-21			2021-22		
	Area Acres	Per acre Yield (Kg)	Production (M.Tons)	Area Acres	Per acre Yield (Kg)	Production (M.Tons)
1	2	3	4	5	6	7
Ganda (Mary gold)	1025.62	1767.36	1812.64	1022.76	1737.98	1777.54
Rajanigandha (Tube Rose)	1235.56	3342.27	4129.57	1217.13	3367.29	4098.43
Gladiolas	943.62	4408.07	4159.54	557.50	6804.57	3793.55
Chrysanthemum (Chandra Mollika)	27.00	409.00	11.05	37.18	3667.48	136.36
Kosmos	10.45	666.99	6.97	12.92	653.25	8.44
Daliya	23.05	538.83	12.42	31.77	2397.54	76.17

Crop	2020-21					2021-22				
	Area under Trees (acre)	Average Yield per fruit bearing tree (Kg.)	Production		Total Production (M. Tons)	Area under Trees (acre)	Average Yield per fruit bearing tree (Kg.)	Production		Total Production (M. Tons)
			In garden	Outside garden				In garden	Outside garden	
1	2	3	4	5	6	7	8	9	10	11
Rose Flower	650.00	7.42	21702.42	279.28	21981.70	608.09	7.10	21939.85	200.29	22140.14
Belli Flower	15.29	0.22	2.77	3.95	6.72	23.18	0.40	7.21	3.39	10.60


০২/০২/২০২২

শুয়াহিদুল ইসলাম
পরিসংখ্যান কর্মকর্তা


০২/০২/২০২২
মোঃ আব্দুল হালিম
যুগ্মপরিচালক


13 .OTHER FOOD CROPS:

Crops	2020-21			2021-22		
	Area Acres	Per acre Yield (Kg)	Production (M.Tons)	Area Acres	Per acre Yield (Kg)	Production (M.Tons)
1	2	3	4	5	6	7
Sweet Potato	65524.21	4270.19	279800.96	71510.81	4247.05	303710.05
Winter Fodder	38860.09	2600.87	240966.42	41075.37	6588.57	270627.83
Summer Fodder	6743.85	6447.77	43483.00	8065.47	8497.83	68538.98

Crop	2020-21					2021-22				
	Area Under Trees (acre)	Average Yield per fruit bearing tree (Kg.)	Production		Total Production (M. Tons)	Area under Trees (acre)	Average Yield per fruit bearing tree (Kg.)	Production		Total Production (M. Tons)
			In garden	Outside garden				In garden	Outside garden	
1	2	3	4	5	6	7	8	9	10	11
Mulberry	934.00	30.00	22815.00	7719.00	30534.00	733.00	24.00	24284.00	5151.00	29435.00


১১/১১/২০২২

সয়াহিদুল ইসলাম
পরিসংখ্যান কর্মকর্তা


১১/১১/২০২২
মোঃ আব্দুল হালিম
যুগ্ম পরিচালক

41

Handwritten notes on the left side of the page.

Handwritten notes on the right side of the page.

Handwritten notes at the bottom center of the page.