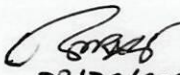



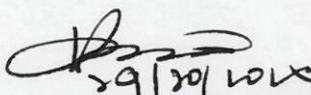
Table: House Rent Index -HRI (2021-22=100)

National Accounting Wing, BBS

HRI Classification	2022-23				2023-24
	Jul'22 - Sep'22	Oct'22 - Dec'22	Jan'23 - Mar'23	Apr'23 - Jun'23	Jul'23 - Sep'23
BANGLADESH					
General Index	103.25	103.63	108.28	108.54	109.25
Percentage Change Point to Point	6.11	5.86	5.81	5.94	5.81
Percentage Change QoQ	0.78	0.36	4.49	0.24	0.65
1. Pucca	102.91	103.13	107.48	107.70	108.51
2. Semi-Pucca	103.54	104.18	109.32	109.64	110.16
3. Kutcha & Jhupri	104.94	105.63	110.83	111.19	111.77
Barishal Division					
Divisional Index	103.30	103.78	107.75	108.00	108.68
1. Pucca	102.90	103.22	106.60	106.92	107.77
2. Semi-Pucca	105.04	105.54	108.77	108.92	109.42
3. Kutcha & Jhupri	103.22	103.97	109.21	109.38	109.87
Chattagram Division					
Divisional Index	103.77	104.04	108.31	108.65	109.42
1. Pucca	102.95	103.13	107.27	107.57	108.50
2. Semi-Pucca	104.59	104.90	109.09	109.53	110.01
3. Kutcha & Jhupri	105.86	106.43	111.30	111.67	112.25
Dhaka Division					
Divisional Index	103.15	103.58	108.48	108.72	109.39
1. Pucca	102.92	103.15	107.74	107.93	108.69
2. Semi-Pucca	103.34	104.09	109.42	109.74	110.27
3. Kutcha & Jhupri	104.91	105.80	111.77	112.11	112.70
Khulna Division					
Divisional Index	103.26	103.50	107.66	107.92	108.69
1. Pucca	102.72	102.87	106.58	106.83	107.76
2. Semi-Pucca	104.19	104.46	109.93	110.14	110.53
3. Kutcha & Jhupri	104.72	105.40	110.01	110.32	110.94
Mymensingh Division					
Divisional Index	103.42	103.71	107.55	107.87	108.72
1. Pucca	103.02	103.18	106.65	106.91	107.93
2. Semi-Pucca	103.61	104.02	108.59	108.82	109.45
3. Kutcha & Jhupri	104.25	104.64	107.79	108.56	109.41
Rajshahi Division					
Divisional Index	103.17	103.38	107.27	107.56	108.38
1. Pucca	102.95	103.12	106.70	106.99	107.92
2. Semi-Pucca	103.58	103.86	108.57	108.81	109.39
3. Kutcha & Jhupri	104.23	104.59	109.11	109.47	110.03
Rangpur Division					
Divisional Index	103.57	103.71	107.90	108.19	108.89
1. Pucca	103.00	103.11	106.50	106.83	107.92
2. Semi-Pucca	103.95	104.08	109.26	109.40	109.71
3. Kutcha & Jhupri	104.16	104.42	107.57	108.31	109.15
Sylhet Division					
Divisional Index	103.30	103.50	107.30	107.59	108.34
1. Pucca	102.81	103.01	106.56	106.84	107.76
2. Semi-Pucca	104.08	104.23	108.57	108.85	109.33
3. Kutcha & Jhupri	104.38	104.69	108.82	109.13	109.49


 29/10/2023
 মোঃ ফারুক হোসেন
 থানা পরিসংখ্যানবিদ
 ন্যাশনাল একাউন্টিং উইং, বিবিএস।


 29/10/23
 নুপাম কুমার
 পরিসংখ্যান কর্মকর্তা


 29/10/2023
 মহিউদ্দিন আহমেদ এমপিএইচ
 উপপরিচালক