



3.10 Building Materials Price Index (BMPI) in Bangladesh


Item	Base Index/ Reference Index 1998-99=100	Base Index/ Reference Index 2021-22=100					
		2022-23			2023-24		
	Feb'23	May'23	Jun'23	Jul'23	Aug'23	Sep'23	Oct'23
Bangladesh							
General Index	688.58	108.70	108.90	109.09	111.31	111.44	111.62
Percentage change (Point to Point)	6.03	6.37	6.22	6.18	6.98	6.71	6.62
Building Materials	602.58	108.78	108.92	109.10	111.77	111.84	111.96
Percentage change (Point to Point)	6.29	6.56	6.37	6.32	7.27	6.96	6.83
Transport Charges	2314.36	107.86	108.16	108.29	109.81	110.31	110.62
Percentage change (Point to Point)	5.69	5.81	5.54	5.46	5.45	5.52	5.58
Labour Charges	784.58	108.54	108.92	109.15	110.02	110.29	110.67
Percentage change (Point to Point)	5.44	5.78	5.84	5.83	6.18	6.05	6.07


২৮/১১/২০২৩

মাহবুবুর রহমান
পরিসংখ্যান তদন্তকারী



বপন কুমার
পরিসংখ্যান কর্মকর্তা



মহিউদ্দিন আহমেদ এমপিএইচ
উপপরিচালক