




Table: Consumer Price Index (CPI) and Inflation Rate

CPI Classification	2020-21	2021-22	2022-23	(Base Index: 2021-22 =100)													
				2022-23			2023-24										
				Apr'23	May'23	Jun'23	Jul'23	Aug'23	Sep'23	Oct'23	Nov'23	Dec'23	Jan'24	Feb'24	Mar'24	Apr'24	
NATIONAL																	
General Index	288.44	306.18	109.02	111.45	111.06	112.46	112.89	117.06	118.83	120.24	119.10	118.40	119.60	120.09	121.60	122.30	
Inflation (Point to Point)	5.56	6.15	9.02	9.24	9.94	9.74	9.69	9.92	9.63	9.93	9.49	9.41	9.86	9.67	9.81	9.74	
Inflation (Over Previous Month)				0.64	-0.35	1.26	0.39	3.69	1.51	1.19	-0.95	-0.59	1.01	0.41	1.26	0.57	
Food Index	313.86	332.86	108.71	111.26	109.62	112.25	112.74	120.08	122.47	123.90	120.04	117.48	118.30	119.07	121.50	122.63	
Inflation (Point to Point)	5.73	6.05	8.71	8.84	9.24	9.73	9.76	12.54	12.37	12.56	10.76	9.58	9.56	9.44	9.87	10.22	
Inflation (Over Previous Month)				0.61	-1.47	2.39	0.44	6.51	1.99	1.17	-3.11	-2.14	0.70	0.66	2.03	0.93	
Non-Food index	255.85	271.98	109.39	111.60	112.22	112.63	113.02	114.61	115.87	117.27	118.33	119.16	120.66	120.92	121.69	122.02	
Inflation (Point to Point)	5.29	6.31	9.39	9.72	9.96	9.60	9.47	7.95	7.82	8.30	8.16	8.52	9.42	9.33	9.64	9.34	
Inflation (Over Previous Month)				0.55	0.56	0.37	0.34	1.41	1.10	1.21	0.91	0.69	1.26	0.22	0.63	0.27	
RURAL																	
General Index	286.37	304.76	109.08	111.55	111.15	112.55	112.95	116.87	118.79	120.33	119.24	118.55	119.64	120.16	121.81	122.61	
Inflation (Point to Point)	5.59	6.42	9.08	8.91	9.84	9.82	9.75	9.98	9.75	9.99	9.62	9.49	9.70	9.48	9.68	9.92	
Inflation (Over Previous Month)				0.43	-0.35	1.25	0.36	3.47	1.65	1.30	-0.90	-0.58	0.92	0.44	1.37	0.65	
Food Index	306.4	326.34	108.80	111.68	110.08	112.47	112.80	119.76	122.13	123.62	120.07	117.70	118.42	119.30	121.89	123.14	
Inflation (Point to Point)	5.99	6.51	8.80	8.75	9.32	9.95	9.82	12.71	12.51	12.53	10.86	9.66	9.41	9.28	9.86	10.25	
Inflation (Over Previous Month)				0.65	-1.43	2.17	0.29	6.17	1.98	1.22	-2.87	-1.97	0.61	0.74	2.17	1.02	
Non-Food index	254.51	270.42	109.54	111.42	112.16	112.62	113.09	114.13	115.64	117.22	118.46	119.36	120.79	120.98	121.74	122.11	
Inflation (Point to Point)	4.85	6.25	9.54	9.33	9.83	9.52	9.48	7.38	7.42	8.01	8.00	8.41	9.19	9.10	9.41	9.60	
Inflation (Over Previous Month)				0.13	0.67	0.40	0.42	0.92	1.32	1.37	1.06	0.76	1.20	0.16	0.63	0.31	
URBAN																	
General Index	292.27	308.81	108.87	111.10	110.74	112.15	112.65	117.21	118.72	119.96	118.76	118.00	119.37	119.82	121.10	121.61	
Inflation (Point to Point)	5.49	5.66	8.87	9.69	9.98	9.45	9.43	9.63	9.24	9.72	9.16	9.15	9.99	9.88	9.94	9.46	
Inflation (Over Previous Month)				0.86	-0.33	1.28	0.45	4.05	1.29	1.04	-1.00	-0.64	1.16	0.38	1.07	0.42	
Food Index	332.08	348.75	108.53	110.35	108.63	111.76	112.62	120.76	123.20	124.49	120.04	117.05	118.08	118.63	120.69	121.59	
Inflation (Point to Point)	5.15	5.02	8.53	9.10	9.13	9.26	9.63	12.11	12.01	12.58	10.58	9.46	9.98	9.86	9.98	10.19	
Inflation (Over Previous Month)				0.56	-1.56	2.88	0.77	7.23	2.02	1.05	-3.58	-2.49	0.88	0.46	1.74	0.75	
Non-Food index	257.64	274.07	109.13	111.57	112.05	112.40	112.67	115.00	115.93	117.14	117.96	118.59	120.17	120.56	121.35	121.63	
Inflation (Point to Point)	5.88	6.38	9.13	9.97	9.90	9.47	9.20	8.48	8.12	8.50	8.17	8.39	9.43	9.38	9.71	9.01	
Inflation (Over Previous Month)				0.87	0.43	0.31	0.24	2.07	0.81	1.04	0.70	0.54	1.33	0.32	0.66	0.23	


 26/09/2028
 মোঃ আজিজুল হক
 অধিনায়ক সিনিয়র অফিসার ম্যানেজিং
 ন্যাশনাল একাউন্টিং উইং, বিবিএস।


 26/09/28
 রশিদ কুমার
 অফিসিয়াল অফিসার


 মহিউদ্দিন আহমেদ এমপিএইচ
 উপপরিচালক
 ন্যাশনাল একাউন্টিং উইং, বিবিএস