




(2021-22=100)

National Accounting Wing,

HRI Classification	2022-23	2023-24			
	Apr'23 - Jun'23	Jul'23 - Sep'23	Oct'23 - Dec'23	Jan'24 - Mar'24	Apr'24 - Jun'24
BANGLADESH					
General Index	108.53	109.25	109.73	114.61	114.91
Percentage Change Point to Point	5.93	5.81	5.89	5.84	5.88
1. Pucca	107.69	108.51	108.88	113.36	113.63
Percentage Change Point to Point	-	5.44	5.58	5.47	5.51
2. Semi-Pucca	109.64	110.16	110.81	116.37	116.74
Percentage Change Point to Point	-	6.39	6.37	6.45	6.48
3. Kutcha & Jhupri	111.19	111.77	112.47	117.97	118.36
Percentage Change Point to Point	-	6.51	6.47	6.44	6.45
Barishal Division					
Divisional Index	108.00	108.68	109.40	113.45	113.74
1. Pucca	106.92	107.77	108.50	111.95	112.35
2. Semi-Pucca	108.92	109.42	110.21	113.66	113.81
3. Kutcha & Jhupri	109.38	109.87	110.54	115.83	115.99
Chattagram Division					
Divisional Index	108.65	109.42	109.84	114.26	114.67
1. Pucca	107.57	108.50	108.85	113.11	113.49
2. Semi-Pucca	109.53	110.01	110.57	114.93	115.41
3. Kutcha & Jhupri	111.67	112.25	112.71	117.84	118.27
Dhaka Division					
Divisional Index	108.70	109.39	109.92	115.07	115.35
1. Pucca	107.91	108.69	109.08	113.80	114.01
2. Semi-Pucca	109.74	110.27	111.00	116.81	117.18
3. Kutcha & Jhupri	112.11	112.70	113.70	120.09	120.46
Khulna Division					
Divisional Index	107.92	108.69	109.04	113.35	113.69
1. Pucca	106.83	107.76	108.09	111.88	112.25
2. Semi-Pucca	110.14	110.53	110.88	116.65	116.88
3. Kutcha & Jhupri	110.32	110.94	111.31	116.19	116.53
Mymensingh Division					
Divisional Index	107.87	108.72	109.05	113.01	113.41
1. Pucca	106.91	107.93	108.22	111.74	112.09
2. Semi-Pucca	108.82	109.45	109.74	114.55	114.85
3. Kutcha & Jhupri	108.56	109.41	109.96	113.15	113.96
Rajshahi Division					
Divisional Index	107.56	108.38	108.66	112.71	113.07
1. Pucca	106.99	107.92	108.18	111.85	112.23
2. Semi-Pucca	108.81	109.39	109.74	114.74	115.02
3. Kutcha & Jhupri	109.47	110.03	110.35	115.17	115.59
Rangpur Division					
Divisional Index	108.19	108.89	109.16	113.56	113.93
1. Pucca	106.83	107.92	108.16	111.67	112.12
2. Semi-Pucca	109.40	109.71	109.93	115.41	115.61
3. Kutcha & Jhupri	108.31	109.15	109.75	113.03	113.82
Sylhet Division					
Divisional Index	107.59	108.34	108.64	112.59	112.94
1. Pucca	106.84	107.76	108.05	111.74	112.09
2. Semi-Pucca	108.85	109.33	109.59	114.09	114.42
3. Kutcha & Jhupri	109.13	109.49	109.93	114.25	114.59


20/09/2023
মোঃ ফারুক হোসেন
থানা পরিসংখ্যানবিদ
ন্যাশনাল একাউন্টিং উইং, বিবিএস।


20/09/2023
মোঃ মাসুদুল আলম প্রধান
সিনিয়র সিস্টেম কন্ট্রোলার

মহিউদ্দিন আহমেদ প্রধান
বিসিএস (পরিসংখ্যান)
উপপরিচালক
ন্যাশনাল একাউন্টিং উইং, বিবিএস